



ARTICLE

Preparation of Articles for IAAI TRANSACTIONS and JOURNALS (2025)

A. Author^{1,2}, B. Author^{2,*} and C. Author²

¹ School of A, University of A, Spokane 20237, USA

² School of B, University of B, Spokane 02139, USA

Abstract

Abstract are usually about 250 words, and for research articles they should give the background to the work, the methodology and the results. IAAI strongly encourages authors to use a structured abstract in the following style: (1) **Background:** puts the problem discussed in a broad context and highlights the purpose of the study, as well as the constraints faced by the study; (2) **Methods:** briefly describes the main methods or treatments used; (3) **Results:** summarizes the main findings of the article as well as the shortcomings of the work; and (4) **Conclusions:** points out the main conclusions or interpretations. The abstract should be an objective representation of the article and should not contain results that are not presented and confirmed in the main text or exaggerate the main conclusions.

Keywords: Keywords 1, keywords 2, keywords 3, keywords 4, keywords 5.

Citation

Author, A., Author, B., & Author, C. (2025). Preparation of Articles for IAAI TRANSACTIONS and JOURNALS (2025). IAAI Transactions and Journals, 1(1), 1–3.

© 2025 IAAI (Innovative Applications of AI)

Submitted: submit-date

Accepted: accept-date

Published: pub-date

Vol. 1, No. 1, 2025.

10.62762/IAAI.2025.000000

***Corresponding author:**

✉ B. Author

e-mail@e-mail.com

1 Introduction

Introduction should be given in this section [1]. Nam dui ligula, fringilla a, euismod sodales, sollicitudin vel, wisi. Morbi auctor lorem non justo. Nam lacus libero, pretium at, lobortis vitae, ultricies et, tellus. Donec aliquet, tortor sed accumsan bibendum, erat ligula aliquet magna, vitae ornare odio metus a mi. Morbi ac orci et nisl hendrerit mollis. Suspendisse ut massa. Cras nec ante. Pellentesque a nulla. Cum sociis natoque penatibus et magnis dis parturient montes, nascetur ridiculus mus. Aliquam tincidunt urna. Nulla ullamcorper vestibulum turpis. Pellentesque cursus luctus mauris.

2 Related Work

Related Work should be given in this section [2]. Nulla malesuada porttitor diam. Donec felis erat, congue non, volutpat at, tincidunt tristique, libero. Vivamus viverra fermentum felis. Donec nonummy pellentesque ante. Phasellus adipiscing semper elit. Proin fermentum massa ac quam. Sed diam turpis, molestie vitae, placerat a, molestie nec, leo. Maecenas lacinia. Nam ipsum ligula, eleifend at, accumsan nec, suscipit a, ipsum. Morbi blandit ligula feugiat magna. Nunc eleifend consequat lorem. Sed lacinia nulla vitae enim. Pellentesque tincidunt purus vel magna. Integer non enim. Praesent euismod nunc eu purus. Donec bibendum quam in tellus. Nullam cursus pulvinar lectus. Donec et mi. Nam vulputate metus eu enim. Vestibulum pellentesque felis eu massa.

3 Methodology

Methodology should be given in this section [3]. Figures as shown in Fig. 1. Lorem ipsum dolor sit amet, consectetur adipiscing elit. Ut purus elit, vestibulum ut, placerat ac, adipiscing vitae, felis. Curabitur dictum gravida mauris. Nam arcu libero, nonummy eget, consectetur id, vulputate a, magna. Donec vehicula augue eu neque. Pellentesque habitant morbi tristique

senectus et netus et malesuada fames ac turpis egestas. Mauris ut leo. Cras viverra metus rhoncus sem. Nulla et lectus vestibulum urna fringilla ultrices. Phasellus eu tellus sit amet tortor gravida placerat. Integer sapien est, iaculis in, pretium quis, viverra ac, nunc. Praesent eget sem vel leo ultrices bibendum. Aenean faucibus. Morbi dolor nulla, malesuada eu, pulvinar at, mollis ac, nulla. Curabitur auctor semper nulla. Donec varius orci eget risus. Duis nibh mi, congue eu, accumsan eleifend, sagittis quis, diam. Duis eget orci sit amet orci dignissim rutrum.

Algorithm 1: How to write algorithms

Data: this text

Result: how to write algorithm with \LaTeX 2e initialization;

while not at end of this document do

read current;

if understand then

go to next section;

current section becomes this one;

else

go back to the beginning of current section;

end

end

Lorem ipsum dolor sit amet, consectetur adipiscing elit. Ut purus elit, vestibulum ut, placerat ac, adipiscing vitae, felis. Curabitur dictum gravida mauris. Nam arcu libero, nonummy eget, consectetur id, vulputate a, magna. Donec vehicula augue eu neque. Pellentesque habitant morbi tristique senectus et netus et malesuada fames ac turpis egestas. Mauris ut leo. Cras viverra metus rhoncus sem. Nulla et lectus vestibulum urna fringilla ultrices. Phasellus eu tellus sit amet tortor gravida placerat. Integer sapien est, iaculis in, pretium quis, viverra ac, nunc. Praesent eget sem vel leo ultrices bibendum. Aenean faucibus. Morbi dolor nulla, malesuada eu, pulvinar at, mollis ac, nulla. Curabitur auctor semper nulla. Donec varius orci eget risus. Duis nibh mi, congue eu, accumsan eleifend, sagittis quis, diam. Duis eget orci sit amet orci dignissim rutrum. Algorithm 1 as shown bellow:

4 Experiments

Experiments and results should be given in this section [2]. Table 1 as shown bellow. Lorem ipsum dolor sit amet, consectetur adipiscing elit. Ut purus elit, vestibulum ut, placerat ac, adipiscing vitae, felis. Curabitur dictum gravida mauris. Nam arcu libero, nonummy eget, consectetur id, vulputate a, magna.

Donec vehicula augue eu neque. Pellentesque habitant morbi tristique senectus et netus et malesuada fames ac turpis egestas. Mauris ut leo. Cras viverra metus rhoncus sem. Nulla et lectus vestibulum urna fringilla ultrices. Phasellus eu tellus sit amet tortor gravida placerat. Integer sapien est, iaculis in, pretium quis, viverra ac, nunc. Praesent eget sem vel leo ultrices bibendum. Aenean faucibus. Morbi dolor nulla, malesuada eu, pulvinar at, mollis ac, nulla. Curabitur auctor semper nulla. Donec varius orci eget risus. Duis nibh mi, congue eu, accumsan eleifend, sagittis quis, diam. Duis eget orci sit amet orci dignissim rutrum.




Figure 1. Mimic octopus.

Nam dui ligula, fringilla a, euismod sodales, sollicitudin vel, wisi. Morbi auctor lorem non justo. Nam lacus libero, pretium at, lobortis vitae, ultricies et, tellus. Donec aliquet, tortor sed accumsan bibendum, erat ligula aliquet magna, vitae ornare odio metus a mi. Morbi ac orci et nisl hendrerit mollis. Suspendisse ut massa. Cras nec ante. Pellentesque a nulla. Cum sociis natoque penatibus et magnis dis parturient montes, nascetur ridiculus mus. Aliquam tincidunt urna. Nulla ullamcorper vestibulum turpis. Pellentesque cursus luctus mauris.

Table 1. Forest fire classification table.

Classification	Overall Accuracy
0.98	0.98
0.98	0.98
0.98	0.98
0.98	0.98
0.98	0.98

5 Conclusion

Conclusion should be given in this section [2]. Lorem ipsum dolor sit amet, consectetur adipiscing elit. Ut purus elit, vestibulum ut, placerat ac, adipiscing vitae, felis. Curabitur dictum gravida mauris. Nam arcu libero, nonummy eget, consectetur id, vulputate a, magna. Donec vehicula augue eu neque. Pellentesque habitant morbi tristique senectus et netus et malesuada fames ac turpis egestas. Mauris ut leo. Cras viverra metus rhoncus sem. Nulla et lectus vestibulum urna fringilla ultrices. Phasellus eu tellus sit amet tortor gravida placerat. Integer sapien est, iaculis in, pretium quis, viverra ac, nunc. Praesent eget sem vel leo ultrices bibendum. Aenean faucibus. Morbi dolor nulla, malesuada eu, pulvinar at, mollis ac, nulla. Curabitur auctor semper nulla. Donec varius orci eget risus. Duis nibh mi, congue eu, accumsan eleifend, sagittis quis, diam. Duis eget orci sit amet orci dignissim rutrum.

Conflicts of Interest


The authors declare that they have no conflicts of interest.

Acknowledgement


This work was supported without any funding.

References


- [1] Touvron, H., Bojanowski, P., Caron, M., Cord, M., El-Nouby, A., Grave, E., ... & Jégou, H. (2022). Resmlp: Feedforward networks for image classification with data-efficient training. *IEEE Transactions on Pattern Analysis and Machine Intelligence*, 45(4), 5314-5321. [CrossRef]
- [2] Noh, J., Lee, S., & Ham, B. (2021). Hvpr: Hybrid voxel-point representation for single-stage 3d object detection. In *Proceedings of the IEEE/CVF conference on computer vision and pattern recognition* (pp. 14605-14614). [CrossRef]
- [3] Kotaridis, I., & Lazaridou, M. (2021). Remote sensing image segmentation advances: A meta-analysis. *ISPRS Journal of Photogrammetry and Remote Sensing*, 173, 309-322. [CrossRef]



Author A (Member, IAAI) received the B.S. degree in software engineering from University of Pennsylvania, PA 19104, USA, in 2012. (Email: email@email.com)



Author B (Senior Member, IAAI) received the B.S. degree in software engineering from University of Pennsylvania, PA 19104, USA, in 2012. (Email: email@email.com)



Author C (Fellow, IAAI) received the PhD. degree in software engineering from University of Pennsylvania, PA 19104, USA, in 2012. Her research interests include hyperspectral remote sensing image analysis and applications, pattern classification, data compression, and neural networks. She is a fellow of the IAAI for Optics and Photonics. She served as an Associate Editor for the IAAI Journal A and B, and the journal of C. (Email: email@email.com)